




PRODUCT CATALOG



About Us

MBC Marine is a Hungarian company that has been active since 2010 as a producer of high-tech marine air conditioners. We proudly manufacture our products in the EU using only the highest quality components available on the market.

OUR PRODUCT RANGE INCLUDES:

Self-Contained Systems - ESC Range

Compact and powerful, available in 6,000-24,000 BTU (ESC units) with Wi-Fi SMART display in the standard package.

Marine Split Systems - SCP Range

Efficient and quiet, ranging from 10,000-24,000 BTU (SCP units).

Marine Inverter Chiller Systems HCVFD Range

Heavy-duty cooling solutions from 24,000-80,000 BTU/h (HC units).

Fan Coils for Marine Chillers:

Versatile and reliable, offering 8,000-24,000 BTU (CFPG units).

Direct Current (DC) Marine Air Conditioners - SDC Range

Available in 12V, 24V, and 48V, these units deliver powerful cooling in the 7,000-16,000 BTU range.

In addition to air conditioners, we provide all the accessories needed for the full installation of air conditioning systems on any type of boat, including grilles, ducts, pumps, and more. Our technical and commercial departments are happy to assist you in choosing the ideal air conditioning system for your projects based on the general layout of the boat and the owner's preferences.

We produce air conditioners for our warehouse, giving our customers the significant advantage of having all the products, accessories, and spare parts they need always in stock.

All our products are fully CE and TUV certified.

You are welcome to visit our website at www.mbc-marine.com and follow our Facebook page, Instagram **MBC Marine – Marine Air Conditioning Solutions**, to learn more about our products, upcoming events, exhibitions, and more.



SIMPLY COOL!

This function may seem so natural to us that we notice only under extreme conditions how important thermal comfort is to our well-being. A basic function of our body is to maintain thermal equilibrium: this is why we sweat when we are hot and find ourselves shivering when we are cold. This function may seem so natural to us that it only appears in extreme circumstances how bad the lack of it is to our well-being. We believe that time spent on the sea is a lifestyle, where the boat is our living space. Therefore it is imperative to have an always homely environment surrounding us: for this it is essential to create the right temperature.


SIMPLY EASY!

Join us in the world of always pleasant and perfect thermal comfort! MBC Marine air conditioners are designed to meet the needs of shipyards and boat owners, whether these are electric, sailing or motorboats. Our product range includes two main types of air conditioning systems ranging from 6000 to 24000 BTU / h, but we also offer customized devices – in individual sizes.

Our air conditioners are manufactured made of durable materials using state-of-the-art technologies that ensure long service life and high quality. Each air conditioner unit is delivered in a pre-charged condition, equipped with an R410A eco-friendly cooling agent so no further steps or inspection are required for safe use after installation.


SIMPLY PROFESSIONAL!

At the time of founding our business, our primary goal was that MBC Marine should be not only a product distributor but also a reliable partner in the field of boat air conditioning equipment. Our many years of experience, professional machine park and qualified staff guarantee that not only the purchase of the product, but also its installation, setup, maintenance and servicing will be in safe hands with us.



MBC Marine Smart Connect

The Smart Touch is a touch-screen controller and internet remote for the MBC Marine line of air conditioners.





With the **MBC Marine Smart Connect**, you can ensure the perfect temperature and fresh air supply for your boat at any time.

Either from your office or waiting at the red light. Imagine, how comfortable it would be if your boat welcomes you with the preset temperature. Your smartphone is always available, so all you have to do is connect to your boat's air conditioning via the Internet and set the desired temperature. Be it cooling or heating mode.



Simply **Easy** Simply **Professional**.

ESC - Self Contained systems - ABS

8.000 - 24.000 BTU/h

YOU CAN ENSURE THE PERFECT TEMPERATURE AND FRESH AIR SUPPLY FOR YOUR BOAT AT ANY TIME.

The ESC line from MBC Marine is recommended for applications where the purpose is to cool or heat an entire boat or a single cabin. The ESC units are self-contained, direct expansion systems with heat pump design, available in 4 sizes with cooling capacities from 8,000 to 16,000 BTU.

These units are designed to be small, compact, and easy to install in the confined spaces of a boat. The trays are entirely made of ABS plastic to ensure long service life. These trays allow the collection of large amounts of condensation water and prevent rust streaks forming on the hull.

The ESC range is equipped with the elegant Smart Touch digital touch screen controller, which also works as an internet-based remote control. The 4.3' touch screen is Wi-Fi equipped so it can be accessed from anywhere using a cell phone. The Smart Touch controller is now part of the standard package.

The units have a Copper Antimicrobial Evaporator with an easily removable, washable dust filter to maintain air quality in the cabin.

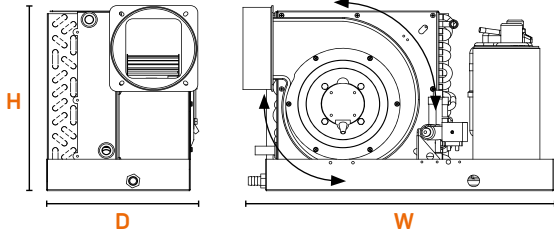
We have designed the fan to rotate 90 degrees that helps with achieving optimal air duct layout and smooth installation.

Protecting our environment is a matter of common concern for all of us. That's why all ESC units come pre-filled with 100% environmentally friendly R32 refrigerant. The units are sold run-tested and shipped in a reinforced cardboard box with detailed installation and user manuals.

- 3 operation modes
- Cool - Heat - Fan
- 5-speed fan speed selection
- High & low pressure protection
- Overload protection
- Compressor 3-minutes delayed start function
- Condenser coil with high-efficiency spiral double tube allows high-heat exchange rate.
- Freely adjustable air outlet.
- Rust resistant components by using stainless steel
- Copper Antimicrobial Evaporators
- High static pressure ball bearings blowers with auto mode

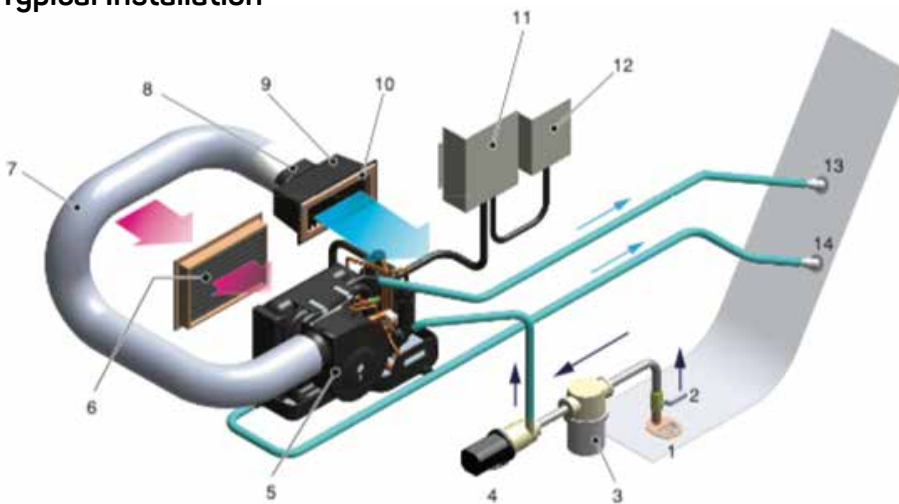


For the easier installation fan can be rotated.



UNIT PARAMETERS		ESC08	ESC10	ESC13	ESC16	ESC24
Cooling capacity	Btu/h	8000	10000	13000	16000	24000
Heating capacity	Btu/h	8700	11000	13800	17600	26400
Power source		230V/50Hz				
Amp Draw (A)	Cooling	3.3	3.5	4.2	5.1	7.9
	Heating	3.7	4	5.2	6.5	9.9
Air flow (m3/h)	High	420	500	580	730	1200
	Middle	350	405	495	610	1080
	Low	280	350	410	520	900
Refrigerant		R32				
Dimension	Height	320	322	350	360	455
	Width	420	500	500	510	690
	Depth	255	305	305	320	448
Air Duct Size (mm)		125	125	125	150	200
Minimum Return Air Grille Size (cm ²)		300	450	450	510	720
Minimum Supply Air Grille Size (cm ²)		750	800	800	1030	1400
Drain Connection Size		DN20	DN20	DN20	DN20	DN20
Seawater pipe		5/8"	5/8"	5/8"	5/8"	16mm
Net Weight (kg)		18	24	24.5	28.5	58

Typical Installation



1. Scoop Type Thru-Hull
2. Ball Valve
3. Sea Water Strainer
4. Sea Water pump
5. A/C unit
6. Return Air Grille
7. Flexible Duct
8. Duct Ring
9. Transition Box
10. Supply Air Grille
11. Control Box
12. Starting Booster Outlet
13. Sea Water Outlet
14. Drain Outlet



INCLUDING SMART DISPLAY



REMOTE CONTROL
RIGHT ON YOUR PHONE



SCP - Direct expansion Split systems

10.000 - 24.000 BTU/h

**COOLING, HEATING, DEHUMIDIFYING WITH A SINGLE DEVICE,
PROVIDING PERFECT TEMPERATURE ON BOARD!**

MBC Marine – SCP units are direct expansion systems consisting of two separate units (condensing and ventilating units) which represent the ideal solution to serve the air conditioning needs of sailing and motor boats. The use of split systems minimizes the noise level in the cabins because the compressor (condensing unit) can be installed outside of the living space, and it also represents the optimal solution in those situations where there is not enough space to install a Self Contained system. The most typical installation is with the condensing unit placed into the engine compartment in order to isolate the noise of the compressor, while the ventilating unit is generally installed below the sofa or the bed or into a furniture inside one cabin. Condensing and ventilating units of a split system are connected by means of insulated copper refrigerant pipes. SCP units come with a standard of 2.5 m long insulated pipes; it is also possible to increase the distance between the two parts of the air conditioners up to 7-8m. For such long distances, it is suggested to contact MBC technical department to ask for suggestions.

SCP systems are available in 4 models ranging from 10,000 to 24,000 BTU / h cooling capacity. Thanks to the heat pump design (reverse cycle operation) they provide the most convenient solution for an all-round year use. SCP units are carefully designed to be lightweight and compact and for a quick and easy installation in any suitable room of every boat.

MBC Marine – SCP type air conditioning systems are provided with an elegant LED backlight digital control panels as part of the standard kit. These units are equipped with easy-to-remove and washable air filters to ensure constant filtration and the best quality of the internal air. To make the connection of the air ducts to the air conditioner easier, the blower can be rotated allowing many installation options.

All SCP units are manufactured from durable materials – all metallic components are made of stainless steel

3 operation mode: Cool - Heat - Fan

- 5-speed fan speed section
- High & low pressure protection
- Overload protection
- Compressor 3-minutes delayed start function
- Condenser coil with high-efficiency spiral double tube allows high-heat exchange rate.
- Freely adjustable air outlet.
- Rust resistant components by using stainless steel
- Nickel Antimicrobial Evaporators
- High static pressure ball bearings blowers with auto

AISI316 - and using the most advanced state-of-the-art technologies which ensure long service life and high quality. Each air conditioner unit is delivered fully tested in our factory and in a pre-loaded condition, filled with an eco-friendly cooling agent. No further steps or inspection is required for safe use after installation.



UNIT PARAMETERS		SCP10	SCP13	SCP16	SCP24
		Condenser unit data			
Cooling capacity	Btu/h	10000	13000	16000	24000
Heating capacity	Btu/h	11000	14300	17500	26400
Power source		230V/50Hz			
Input power (kW)		0,94	1,05	1,15	1,36
Refrigerant		R410A			
Dimensions of Condensing unit	Height	315	315	335	408
	Width	280	280	250	250
	Depth	220	220	330	330
Connecting pipe	Gas	9,52	9,52	12,7	12,7
	Liquid	6,35	6,35	9,52	9,52
Sea Water Connection Size		1/2"	1/2"	1/2"	1"
Drain Connection Size		DN20	DN20	DN20	DN20
Net Weight (kg)		29	30	32	58
		Parameter list of Evaporator unit			
Dimensions of Evaporator unit	Height	300	300	355	430
	Width	355	355	500	560
	Depth	245	245	345	370
Minimum air duct diameter (mm)		125	125	150	200
Input power (W)		100	150	200	300
Connecting pipe	Gas	9,52	9,52	12,7	12,7
	Liquid	6,35	6,35	9,52	9,52
Drain Connection Size		DN20	DN20	DN20	DN20
Net Weight (kg)		10	12	14	18




INCLUDING LED DISPLAY



SDC 12-24-48V Direct expansion Self Contained systems

7.000 - 12.000 - 16.000 BTU/h



PICK YOUR SETUP

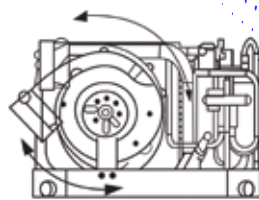
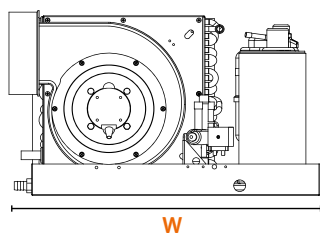
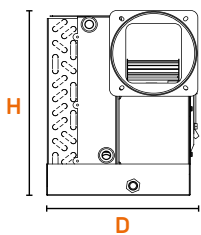
A SDC unit is the exclusive and innovative sea water cooled marine air conditioner powered in 12-24-48V (direct current) directly from the battery bank of your boat, without using a generator or inverter. The SDC units is a well designed and elegant product which offers the most simple and versatile installation.

To make the connection of the air ducts to the air conditioner easier, the blower can be rotated allowing many installation options. The best quality of the treated air is assured by the easily removable and washable filter. All SDC units are manufactured from durable materials – all metallic components are made of stainless steel AISI316 – and using the most advanced state-of-the-art technologies which ensure long service life and high quality.

Each air conditioner unit is delivered fully tested in our factory and in a pre-charged condition, filled with an eco-friendly cooling agent. No further steps or inspection is required for safe use after installation.


Join us in the world of always pleasant and perfect thermal comfort!





For easier installation fan can be rotated.

UNIT PARAMETERS		SDC12-7000	SDC24-7000	SDC24-12000	SDC48-16000
Power supply	Ph/V/Hz	DC 12V	DC24V	DC24V	DC48V
COOLING					
Capacity	BTU/hr	7.000	7.000	12.000	16.000
Rated power	kW	0.45	0.56	0.72	0.96
Rated current	A	35	23	30	20
HEATING					
Capacity	BTU/hr	8.000	8.500	13.000	17.000
Rated power	kW	0.54	0.60	0.8	1.2
Rated current	A	45	25	35	25
Seawater flow	m3/h	0.55	0.6	0.9	1.2
Air flow	m3/h	350	350	450	600
Dehumidification	L/h	0.8	1.0	1.2	1.8
Noise level	dB(A)	50	less 50	50	55
Width	mm	400	400	480	500
Height	mm	280	280	300	340
Depth	mm	240	240	285	315
Weight	kg	18	18	23	31
Refrigerant type		R134A	R134A	R134A	R134A
Air duct Diameter	mm	100	100	125	150
Sea water pipe Diameter	mm	16	16	16	16



INCLUDING LED DISPLAY



OPTIONAL SMART DISPLAY



REMOTE CONTROL
RIGHT ON YOUR PHONE



Marine chiller air conditioners

24.000-80.000 BTU/h

DISCOVER THE PINNACLE OF MARINE COMFORT AND EFFICIENCY WITH OUR STATE-OF-THE-ART VARIABLE CAPACITY CHILLER MARINE AIR CONDITIONER.

Engineered specifically for the conditions of marine environments, our system offers unparalleled performance, energy savings, and precise temperature control to ensure a comfortable and efficient onboard experience.

A variable capacity chiller marine air conditioner is an advanced type of cooling system designed specifically for marine environments, offering flexible and efficient cooling by adjusting its capacity based on the current demand. This capability makes it highly efficient and well-suited for the dynamic conditions found on marine vessels.

Features

- Variable Capacity Technology: Adjusts cooling output to match the exact needs at any given time, rather than operating at a fixed capacity.
- Advanced Controls: Uses sophisticated control systems to monitor and adjust performance.
- Seawater-Cooled Heat Exchangers: Efficiently dissipates heat using seawater, which is abundant and provides excellent cooling properties.
- Compact and Modular Design: Fits into the confined spaces typical of marine applications and can be scaled according to the vessel's size and cooling requirements.



Operation

- Variable Speed Compressor: The compressor can adjust its speed to provide the precise amount of cooling required at any time, reducing energy usage and wear.
- Intelligent Controls: Sensors and controls continuously monitor temperature and cooling load, adjusting the system's output accordingly.
- Efficient Heat Exchange: Uses seawater-cooled heat exchangers to efficiently remove heat from the refrigerant, which is particularly effective given the constant availability and cooling properties of seawater.
- Load Adaptation: The system can scale its cooling capacity up or down in response to changing conditions, such as varying passenger numbers, equipment heat output, or external weather conditions.

Applications

- Luxury Yachts: Provides a high level of comfort and efficiency, ideal for discerning yacht owners and guests.
- Commercial Ships: Ensures efficient cooling for crew and cargo, reducing operational costs.
- Naval Vessels: Offers reliable and efficient temperature control crucial for mission-critical operations.
- Fishing Boats: Maintains stable conditions for crew and fish storage, enhancing both comfort and product quality.

UNIT PARAMETERS		HC24VFD	HC36VFD	HC50VFD	HC64VFD	HC80VFD
Cooling capacity	BTU/hr	24000	36000	50000	64000	80000
Power source		230V/50Hz				
Amp Draw (A)	Cooling	6 A	10 A	13 A	18 A	25 A
	Heating	8 A	12 A	15 A	20 A	28 A
Refrigerant R410A		700gr	950gr	1100gr	1200gr	1400gr
Sea Water Flow	L/min	25 L/min	33 L/min	40 L/min	55 L/min	65 L/min
Sea Water Connection size	IN	16mm	16mm	3/4"	3/4"	3/4"
Sea Water Connection size	OUT	16mm	16mm	3/4"	3/4"	3/4"
Chilled Water Connection Flow	L/min	21 L/min	28 L/min	35 L/min	36 L/min	60 L/min
Chilled Water Connection Size	IN	3/4"	3/4"	1"	1"	1"
Chilled Water Connection Size	OUT	3/4"	3/4"	1"	1"	1"
Dimension of Unit	Width	300	300	340	340	380
	Height	465	465	488	488	548
	Depth	480	480	578	658	698
Net Weight (kg)		35kg	38kg	52kg	56kg	75kg

The prices includes: LED display- network cable - insulation tape - fixing clamps




Fan Coils

Available in 5 models from 7.000 to 24.000 BTU/h

EXPERIENCE UNPARALLELED COMFORT ON THE SEAS WITH OUR MARINE AIR CONDITIONER CHILLER FAN COIL!

Designed for optimal efficiency and quiet operation, it ensures a refreshing and cool environment aboard your vessel. Engineered to withstand the marine conditions, our system provides reliable performance and easy installation, making it the ideal choice for luxury yachts and commercial ships alike. Sail smoothly and stay cool with our state-of-the-art chiller fan coil technology.





UNIT PARAMETERS		CFPG08	CFPG10	CFPG12	CFPG16	CFPG24
Cooling capacity	BTU/hr	8000	10000	12000	16000	24000
Power source		230V/50Hz				
Operating Current	A	0,4 A	0,5 A	0,8 A	0,9 A	1,1 A
Input power	W	100 W	120 W	150 W	200 W	220 W
Sea Water Connection size		1/2"	1/2"	1/2"	1/2"	1"
Drain Water Connection size		DN15	DN15	DN15	DN20	DN20
Chilled Water Flow	L/min	6,5 L/min	9,5 L/min	11,5 L/min	16,5 L/min	23,5 L/min
Chilled Water Connection Size		3/4"	3/4"	1"	1"	1"
Dimension of Unit	Width	380	440	440	500	560
	Height	261	310	310	355	430
	Depth	277	318	318	346	373
Net Weight (kg)		8,5 kg	10,5 kg	11,6 kg	15,5 kg	21 kg

The prices includes: LED display- network cable - insulation tape - fixing clamps



INCLUDING LED DISPLAY



Air grills

RETURN AIR GRILLS



OAK WOOD

RETURN AIR GRILL

- 250x250mm (RAG-2525-O)
- 250x450mm (RAG-2545-O)
- 150x450mm (RAG-1545-O)



WHITE PVC

RETURN AIR GRILL

- 200x300mm (PRAG-2030)
- 400x300mm (PRAG-4030)



TEAK WOOD

RETURN AIR GRILL

- 250x250mm (RAG-2525-T)
- 250x450mm (RAG-2545-T)
- 150x450mm (RAG-1545-T)

SUPPLY AIR GRILLS



TEAK WOOD

SUPPLY AIR GRILL

- 200x100mm (SAG-2010-T)
- 250x150mm (SAG-2515-T)



WHITE PVC

SUPPLY AIR GRILL

- 100x200mm (SAG-2010-WP)



OAK WOOD

SUPPLY AIR GRILL

- 200x100mm (SAG-2010-O)
- 250x150mm (SAG-2515-T)



WHITE PVC

SUPPLY AIR GRILL

- "ROUND" 100mm (PSAG-R-100)



PLASTIC

SUPPLY AIR GRILL "SQUARE" 100x100mm (with plenum box)

- **BLACK** (PSAG-100-B)
- **WHITE** (PSAG-100-W)
- **MAHAGONI** (PSAG-100-M)
- SUPPLY AIR GRILL "SQUARE" 100x100mm (with plenum box)

MBC Marine also offers customers a wide range of accessories helping in selling and installing air conditioners. Among our products you can find air grilles, water pipes, circulating pumps as well as a wide range of accessories for professional installation.

Air Distribution

ACCESSORIES



PLENUM BOX BOTTOM

- 200x100 mm with 100mm flange (PB-B-2010-100)
- 200x100 mm with 125mm flange (PB-B-2010-125)
- 250x125 mm with 125mm flange (PB-B-2515-125)
- 250x125 mm with 150mm flange (PB-B-2515-150)



PLENUM BOX SIDE

- 200x100 mm with 100mm flange (PB-S-2010)
- 250x125 mm with 125mm flange (PB-S-2515)



AIR DIVIDER "T"

- 100 mm (AST-101010)
- 125 mm (AST-252525)
- 150mm (AST150-150-150)



THERMALLY AND ACOUSTICALLY INSULATED AIR DUCT

- 100 mm (DUCT-100)
- 125 mm (DUCT-125)
- 150 mm (DUCT-150)



AIR DIVIDER "Y"

- 100mm (ASY-101010)
- 125mm (ASY-252525)
- 150mm (AST150-150-150)



AIR REDUCERS

- ASD-125-100
- ASD-150-125



Sea water pumps

MAGNETIC DRIVEN PUMPS FOR AC 230V UNITS

Magnetic drive circulation pumps work with a unified shaft and impeller assembly, running in sealed housing, without the need of a traditional shaft seal. Motor speed and torque is regulated via the built-in electronics, including soft-start and overload protection. This is the perfect liquid pump for marine applications.

AC PUMPS



MAGNETIC DRIVEN PUMPS FOR AC 230V UNITS	Voltage	Flow rate L/min	capacity (BTU/H)	Head/m
MP-15	230V	16	6000 BTU	2,7
MP-20	230V	27	10-13k	3,1
MP-40	230V	34	16000 BTU	4



MAGNETIC DRIVEN PUMPS FOR AC 230V UNITS	Power	Voltage	Flow rate L/min	capacity (BTU/H)	Head/m
CPM-100	250 W	230V	60	20K - 25K	7
CPM-130	370 W	230V	80	25K - 35K	14
CPM-132	600 W	230V	120	35K - 50K	22

MAGNETIC DRIVEN PUMPS FOR DC 12-24V UNITS

DC PUMPS



MAGNETIC DRIVEN PUMPS FOR DC 12-24V UNITS	Voltage	Flow rate L/ min	capacity (BTU/H)	Head/m
DC5512A	12V	33-40	12000BTU	12-16
DC6024B	24V	53-63	16000BTU	10-12




MAGNETIC DRIVEN PUMPS FOR DC 12-24V UNITS	Voltage	Flow rate L/ min	capacity (BTU/H)	Head/m
DC4012C	12V	12-15	8000	4-6


Sea water pump relay box

PRB-6 220V-50HZ

The 6-station Pump Relay box allows the control of a common seawater pump between two – or more air conditioning units.

The 6-station Pump Relay (PRP) boards allows control of a common seawater pump between multiple cabin or chiller controls. It can also be used to control a common chilled-water loop pump between multiple chiller controls. Separate, fully-isolated pump trigger inputs accept either 230VAC/50-60Hz. The pump power source and pump output is also isolated and can be 230VAC/50-60Hz. The metal enclosure allows for entry and exit of all wires to and from the controls, from the pump power source, and to the pump.





DCPR-1 12V - 48V

The DCPR1 DC Relay Box is an electronic device that allows multiple DC voltage sources (airconditioner pump outputs) to operate a single DC device (water pump).



XV-1 48V - 24V

The XV1 DC-DC Converter is an electronic device that allows a 24V DC device to be operated from 48V DC power source. This is required when a 24V DC water pump must be installed on a 48V DC power network.

Soft starter

TECHNOLOGY DEVELOPED TO SOLVE PROBLEMS

MBC Easy Start allows to start any air conditioner using a lower ampage power source. It means there is no need for bigger or second generator. With MBC Easy Start the current of the compressor is reduced. MBC Easy Start is a one-of-a-kind, custom-developed soft starter for single-phase motors. It makes use of a 4-part self-optimising start ramp sequence, resulting in the lowest possible start-up current. Therefore Easy Start represents the best solution to operate an air conditioner with a generator or inverter with a limited maximum power. The device is manufactured with a completely weatherproof, flameproof plastic enclosure. MBC Easy Start is manufactured is fully CE certified and is available in several sizes for various applications.

GENERATOR START UP LOAD ISSUES? NOT A PROBLEM ANYMORE!

Start Your Marine AC Without Buying a Second or Bigger Generator or Inverter! Simply Installing a MBC Easy Start to minimize the starting load on your Power Source.



Starting booster, *Easy Start!*

Sea water circuit

SEA WATER FILTERS AND PIPES



DWP-12
12V DRAIN WATER PUMP
SYSTEM 12V



AMP-M-03
3/4" WATER STRAINER SERIES
WITH METAL COVER



AMP-S-01
1/2" PLASTIC SEA WATER
STRAINER



SWP-1827
18x27 SEA WATER PIPE
ARMOFLEX



AMP-M-02
1/2" WATER STRAINER SERIES
WITH METAL COVER



HSCP1625
16-25 W4 SS201 DIN3017
GERMANY TYPE STAINLESS
STEEL HOSE CLAMP



FITTINGS AND HOSECONNECTORS



SWB-12
1/2" SEA WATER INLET 1/2"
SWB-34
3/4" SEA WATER INLET 3/4"



SWB-12
1/2" SEA WATER INLET 1/2"
SWB-34
3/4" SEA WATER INLET 3/4"



HCM-1219
1/2"x19 BRASS HOSE
CONNECTOR MALE
HCM-3420
3/4"x20 BRASS HOSE
CONNECTOR MALE
HCM-3425
3/4"x25 BRASS HOSE
CONNECTOR MALE
HCM-1-25
1"x25 BRASS HOSE
CONNECTOR MALE



HCF-T-12
1/2" BRASS "T" SHAPE



ELB-90-BB-12
1/2" BRASS ELBOW MALE/MALE
ELB-90-BB-34
3/4" BRASS ELBOW MALE/MALE



MNF-F/M
3/4" MALE/FEMALE - PLUG FOR
MANIFOLD



BV-12
1/2" BALL VALVE 1/2"
BV-34
3/4" BALL VALVE 3/4"



HCF-1219
1/2"x19 BRASS HOSE
CONNECTOR FEMALE
HCF-3420
3/4"x20 BRASS HOSE
CONNECTOR FEMALE
HCF-3425
3/4"x25 BRASS HOSE
CONNECTOR FEMALE
HCF-1-25
1"x25 BRASS HOSE
CONNECTOR FEMALE



HCM-1219/90
1/2"x19 BRASS 90 DEGREES HOSE
CONNECTOR MALE



ELB-90-KB-12
1/2" BRASS ELBOW MALE/FEMALE
ELB-90-KB-34
3/4" BRASS ELBOW MALE/FEMALE



MANIFOLD-3
3 WAY INLET 1x3/4" - OUTLET 3x 1/2"
MANIFOLD-4
4 WAY INLET 1x3/4" - OUTLET 4x 1/2"
MANIFOLD-5
5 WAY INLET 1x3/4" - OUTLET 5x 1/2"

MBC Marine also offers customers a wide range of accessories helping in selling and installing air conditioners. Among our products you can find air grilles, water pipes, circulating pumps as well as a wide range of accessories for professional installation.

DISPLAYS, SOFT STARTER, AND SPARE PARTS



SMTD-4,3
4,3" LED COLOUR
DISPLAY WITH WI-FI
CONNECT AND SMART
PHONE APPLICATION



SOFT ST.
SOFT STARTER:
8000 - 24000 BTU



CD-3 3"
LED COLOUR DISPLAY



PCB-AC
MAIN BOARD 230V FOR
SSC - SCP - ESC UNITS

MBC Marine also offers customers a wide range of accessories helping in selling and installing air conditioners. Among our products you can find air grilles, water pipes, circulating pumps as well as a wide range of accessories for professional installation.

Sizing guidelines

Cabin type	up to m3	Cooling capacity BTU/h	Heating capacity BTU/h
Cabin in shade with thermal insulation	18	5.000	3.000
	24	8.000	4.800
	35	10.000	6.000
	42	13.000	7.800
	55	16.000	9.600
	86	18.000	10.800
Cabin in semi-shade with weak insulation	11	5.000	3.000
	15	8.000	4.800
	22	10.000	6.000
	26	13.000	7.800
	37	16.000	9.600
	56	24.000	14.400
Cabin in direct sunlight with weak insulation	6	5.000	3.000
	13	8.000	4.800
	17	10.000	6.000
	22	13.000	7.800
	28	16.000	9.600
	42	24.000	14.400

CONVERSION TABLE

BTU/h	3,413	=	1	Watt
Watt	24	=	0,86	Kcal/h
Kw	35	=	1000	Watt
Frig/h	42	=	3,413	Btu/h
Kcal/h	55	=	0,86	Frig/h

